



## Optimization of the Frying Process by Immersion in Obtaining “*Malus Domestica*” Apple Snacks

### Optimización del Proceso de Fritura por Inmersión en la Obtención de Snacks de Manzana “*Malus Domestica*”

Mateo Acosta Castaño <sup>1</sup>, Andrés Chávez Salazar <sup>2</sup> y Francisco Javier Castellanos Galeano <sup>3</sup>

Fecha de Recepción: 05 de diciembre de 2022

Fecha de Aceptación: 9 de febrero de 2022

**Cómo citar:** Acosta-Castaño, M., Chávez-Salazar, A. y F. Castellanos-Galeano. Optimization of the Frying Process by Immersion in Obtaining “*Malus Domestica*” Apple Snacks. *Tecnura*, 27(77), xx-xx. <https://doi.org/10.14483/22487638.18879>

## Abstract

**Context:** In the world, the average apple production from 2015 to 2019 amounted 84,722,560 tons. During this period, Colombia contributed an average of 3,523 tons to the total production, with the department of Santander emerging as the highest producer in the country. Notably, 100% of the apples produced in this region were consumed fresh. It is therefore necessary to explore other transformation alternatives, such as producing snacks via deep frying, with the control of operating such variables as: driving force ( $\Delta T$ ), process time ( $t$ ) and pressure of the system ( $P$ ).

**Objective:** The objective of this work was to evaluate the effect of pressure in the process of obtaining fried apple slices “*Malus domestica*”.

**Methodology:** Apple slices were subjected to osmotic dehydration (sucrose 45% and citric acid 1%) at two temperatures (20°C and 40°C) for 240 minutes. Subsequently, they were subjected to deep frying under control of temperature, immersion time and system pressure. For the experimental design, the response variables evaluated were: color change, moisture content, fat content, and sensory analysis.

**Results and conclusion :** The optimal conditions found were:  $\Delta T = 72,5^{\circ}\text{C}$ ,  $t = 662,7$  s and  $P = 36,1$  kPa, which also represents a certain similarity regarding the treatment of the best-rated sensory sample.

**Funding:** University of Caldas.

**Keywords:** osmotic dehydration, driving force, pressure, color, fat content, moisture content, response surface.

<sup>1</sup>Food engineer, quality management specialist, development project specialist, PhD student in engineering. Specialized professional - University of Caldas. Manizales, Colombia. Email: [mateo.acosta@ucaldas.edu.co](mailto:mateo.acosta@ucaldas.edu.co)

<sup>2</sup>Department of Engineering, Center for Technology Development - Bioprocess and Agroindustry Plant, University of Caldas, 65th Street No. 26-10, Manizales, Caldas, Colombia. Email: [andres.chavez@ucaldas.edu.co](mailto:andres.chavez@ucaldas.edu.co)

<sup>3</sup>Department of Engineering, Center for Technology Development - Bioprocess and Agroindustry Plant, University of Caldas, 65th Street No. 26-10, Manizales, Caldas, Colombia. Email: [francisco.castellanos@ucaldas.edu.co](mailto:francisco.castellanos@ucaldas.edu.co)

## Resumen

**Contexto:** La producción promedio de manzana en el mundo durante el periodo de 2015 a 2019 fue de 84.722.560 toneladas, producción de la cual Colombia aportó un promedio de 3.523 toneladas, con el departamento de Santander siendo el máximo productor de esta fruta en el país. Dado que el 100 % de las manzanas producidas en esta región son consumidas frescas, resulta necesario explorar otras alternativas de transformación como la producción de snacks via fritura por inmersión, con el control de las variables de operación como: fuerza impulsadora ( $\Delta T$ ), tiempo de proceso ( $t$ ) y presión del sistema ( $P$ ).

**Objetivo:** El objetivo de este trabajo fue evaluar el efecto de la presión en el proceso de obtención de rodajas fritas de manzana “*Malus domestica*”.

**Métodología:** Las rodajas de manzana se sometieron a deshidratación osmótica (sacarosa 45 % y ácido cítrico 1 %) a dos temperaturas (20°C y 40°C) durante 240 minutos. Posteriormente, se sometieron a una fritura por inmersión bajo control de temperatura, tiempo de inmersión y presión del sistema. Para el diseño experimental, las variables de respuesta evaluadas fueron: cambio de color, contenido de humedad, contenido de grasa y análisis sensorial.

**Resultados y conclusión:** Las condiciones óptimas encontradas fueron:  $\Delta T = 72,5$  °C,  $t = 662,7$  s y  $P = 36,1$  kPa, que además representa cierta similitud sobre el tratamiento de la muestra sensorialmente mejor calificada.

**Financiamiento:** Universidad de Caldas.

**Palabras clave:** deshidratación osmótica, fuerza impulsora, presión, color, contenido de grasa, contenido de humedad, superficie de respuesta.

---

## Table of contents

	Page
<b>Introduction</b>	<b>3</b>
<b>Methodology</b>	<b>5</b>
Raw material . . . . .	5
Soluble solids content . . . . .	5
Color analysis . . . . .	5
Moisture content . . . . .	5
Osmotic dehydration . . . . .	5
Soluble solids content . . . . .	6
Moisture content . . . . .	6
Immersion frying . . . . .	6
Moisture content . . . . .	6
Color analysis . . . . .	6
Fat content . . . . .	6
Sensory analysis of apple snacks . . . . .	7
Statistical analysis . . . . .	7
Osmotic dehydration . . . . .	7
Immersion frying . . . . .	7

Sensory analysis . . . . .	8
<b>Results</b>	<b>8</b>
Raw material . . . . .	8
Osmotic dehydration . . . . .	8
Immersion frying . . . . .	9
<b>Conclusions</b>	<b>14</b>
<b>Funding</b>	<b>14</b>
<b>References</b>	<b>14</b>

## INTRODUCTION

The apple is the fruit of the apple tree, which belongs to the *Rosaceae* family (Flores Gárate *et al.*, 2015). *Malus domestica* refers to one of the species of the tree that defines the origin of the apple. It is known for its adaptability to a wide range of climatic conditions, diverse soils and various cultivation systems. The cultivation regions of *Malus domestica* include Europe, North America, South America, New Zealand, Australia, and Asia (Vigil Cannon, 2018).

From 2015 to 2019, global apple production averaged 84,722,560 tons (FAO, 2021). In South America, Chile, Brazil, and Argentina stood out as the top apple producers during the same period, producing an average of 1,719,909, 1,252,753, and 973,570 tons per year respectively. Colombia contributed an average of 3,523 tons to the global production, with the department of Santander as the country’s top producer (FAO, 2021). Despite these local production figures, Colombia heavily relies on imports, particularly from top producers of the region such as Chile (AGRONET, 2021).

This crop is known for being associated with a high requirement for cold hours. However, genetic modifications have expanded and diversified yields in regions with fewer cold hours, such as Brazil and Colombia. There are more than a thousand different varieties of apple, whose structural and physicochemical characteristics generate various alternatives for technological use. Among the apple varieties are Fuji, Gala, Golden, Red Delicious, Pink Lady, Ana and Granny Smith (Vigil Cannon, 2018). The characteristics of the fruit vary according to various intrinsic factors of the matrix such as the concentration of soluble solids, the percentage of acidity, the percentage of epicarp, the pH, among others, which define the state of maturity and other physicochemical and organoleptic factors of the fruit such as texture, color, flavors and odors (Corona Leo, Hernández Martínez, & Meza Márquez, 2020).

From the nutritional point of view, the apple represents a rich source of water (about 85 % of its total composition), soluble carbohydrates (fructose, glucose and sucrose) and insoluble carbohydrates (fiber); additionally, it presents within its composition micronutrients such as

beta-carotene, tocopherol, folic acid and to a lesser extent ascorbic acid; in addition, the presence of potassium as its most representative mineral (Corona Leo *et al.*, 2020; Pires *et al.*, 2018).

Levels of consumption of apples worldwide are very varied. They are frequently consumed fresh and in foods which are subjected to low technological transformation such as jams, juices, compotes, jellies, and dehydrated products (Mignard *et al.*, 2020). In Colombia, apples are primarily consumed fresh given the fact that more processed products are the often imported from powerful countries such as the United States and large apple producers such as Chile (Hernández Ruíz, 2017; Restrepo *et al.*, 2014).

The market for dehydrated fruits in Colombia is in the process of development. Currently, products such as bananas, pineapples, and dehydrated uchuvas are available on the market, popularized due their intense flavors, bright colors, and long shelf life compared to their fresh counterparts (Fuentes Meléndez & Rondón López, 2019). However, the fried and/or dehydrated snack market typically only utilizes more conventional produce such as tubers (Potato, cassava and yam) or bananas, largely neglecting the use of other fruits (Chacón Orduz *et al.*, 2017).

In Colombia, 59 % of the population consumes snack-type products within the context of entertainment, 38 % consume them in family gatherings and among friends, while the rest of the population does so to satisfy a craving or as a reward for a goal achieved throughout the day (Cámara de Comercio de Cali, 2018; Chacón Orduz *et al.*, 2017). Therefore, dehydrated fruit products serve as a viable alternative for consumers (Ochoa Moreno & Ortigoza Micolta, 2018).

Immersion frying is a dehydration process commonly used in the food industry because it prolongs the shelf life of the products and confers pleasant organoleptic characteristics to the consumer’s palate (Torres *et al.*, 2018). Among the pretreatments used in the preparation of snack-type products is the osmotic dehydration process, a technique that aims to decrease the initial moisture content in the fruits by means of mass transfer between the food matrix and a hypertonic solution (Acosta Castaño *et al.*, 2020). This process consequently enhances specific flavors (Osorio Gutiérrez *et al.*, 2020).

The use of vacuum pressure in the process of immersion frying fruit slices involves the following: low oil temperatures, as for example in the frying of mango slices according to Acosta Castaño *et al.* (2020); improvement of quality parameters such as color, texture, and organoleptic qualities, as highlighted by Chong, Mazzitelli, and Quintero (2019) in the frying of Taro slices; and, lower fat content, as in the frying of white carrot (*Arracacia xanthorrhiza* Bancroft) according to Calderón Marcillo (2019). It also reduces adverse effects on oil quality, preserves natural colors and flavors, and preserves most of the nutritional compounds in the food matrix subjected to the immersion frying process (Yaranga Oncihuay, 2019).

The objective of this work is to evaluate the effect of osmotic dehydration as a pretreatment on apple slices subjected to immersion frying, proposing the response surface methodology as an optimization method where the factors were driving force ( $\Delta T$ ), system pressure ( $P$ ), and

immersion time ( $t$ ) and the response variables were moisture content, fat content, and color change.

## METHODOLOGY

### Raw material

To carry out the research, the raw material, apples of the variety *Malus domestica*, were obtained from a local market located in Manizales, Colombia. The fruits were examined to verify that they were free of physical damage and any type of contamination. In addition, the following physicochemical parameters were determined:

#### *Soluble solids content*

For the determination of soluble solids, the official method 932.12 of the AOAC was followed (AOAC, 2021). An Atago-brand digital refractometer, model PAL-1 (0-53 %), was used.

#### *Color analysis*

For the color analysis, a Konica Minolta model CM-5 colorimeter measuring CIE-L\* a\* b\* color space was used according to the methodology proposed by (Lillote *et al.*, 2021).

#### *Moisture content*

The moisture content was determined by means of the official method 930.15 of the AOAC (AOAC, 2021) in a Binder-brand natural convection oven, model ED053-UL.

### Osmotic dehydration

The apples were processed in an industrial Omega brand slicer, taking a slice thickness of  $2 \pm 0.2$  mm; from each of them pulp fragments were extracted with a punch of 29.4 mm diameter. The cylindrical samples obtained were then immersed in a solution containing 45 % sucrose (C<sub>12</sub>H<sub>22</sub>O<sub>11</sub>) and 1 % citric acid (C<sub>6</sub>H<sub>8</sub>O<sub>7</sub>).

The dehydration process was carried out at 20°C and 40°C, evaluating the dehydration kinetics on the apple slices during the times (min) 0, 5, 10, 15, 30, 45, 60, 90, 120, 180, 240 by performing moisture analysis and determining the percentage of soluble solids.

The defined response variables for osmotic dehydration of apple slices are listed below:

### ***Soluble solids content***

For the determination of soluble solids, the protocol indicated above in the quantification of soluble solids in raw material was again proposed.

### ***Moisture content***

For the determination of moisture content, the protocol noted above in the determination of moisture content in raw material was again proposed.

### **Immersion frying**

The immersion frying process of the dehydrated apple samples was performed in a piece of equipment with 7 liters of capacity for oil. The product/oil ratio was 6.67 g/L [15]. The oil used was a blend of refined soybean oil, vegetable oils, and palm oil with antioxidant tert- butyl hydroquinone (TBHQ).

The defined response variables for osmotic dehydration of apple slices are listed below:

### ***Moisture content***

For the determination of moisture content, the protocol noted above in the determination of moisture content in raw material was again proposed.

### ***Color analysis***

The magnitude of the parameters  $L^*$ ;  $a^*$ ;  $b^*$  was quantified according to the protocol proposed in the color analysis for raw material. Subsequently the color change ( $\Delta E$ ) was determined with (1) (Obregón & Obregón, 2019).

$$\Delta E = \quad (1)$$

The  $\Delta$  of each of the coordinates consists of the comparison between the samples subjected to a certain treatment with the standard sample that corresponds to the fresh sample according to the color analysis carried out on the fresh sample.

### ***Fat content***

The fat content was determined according to the official method 920.39 of the AOAC in a Centricol-brand Soxhlet extraction apparatus with a capacity for 6 flasks and a Binder-brand natural convection oven, model ED053-UL.

## Sensory analysis of apple snacks

They were analyzed by means of a hedonic test, with a scale of 5 points (where 1=I dislike it a lot and 5=I like it a lot). For this test we had the evaluation of 100 consumer judges, according to the methodology proposed by NTC 3925.

## Statistical analysis

### *Osmotic dehydration*

In order to determine the osmotic dehydration time for the apple slices, an analysis of variance was performed with a multiple range test, which was then used in the evaluation of the response variables established for osmotic dehydration.

### *Immersion frying*

To determine the most statistically optimal immersion frying process of the apple slices, a response surface analysis was employed using a rotatable composite central design methodology. The data was then analyzed using the Statgraphics Centurion XVI software, where a 3-factor control system,  $\Delta T$  (°C),  $P$  (absolute kPa), and  $t$  (s) was proposed. Relating  $\Delta T$  according to (2).

$$\Delta T = - \tag{2}$$

**Table 1.** Limits of experimentation factors

Factor	-1	+1
$\Delta T$ (°C)	33	93
$P$ (KPa)	24	65
$T$ (sec)	180	540

**Source:** Own elaboration.

This generates an array of 20 treatments (Chavez Salazar *et al.*, 2017). Each response variable ( $Y$ ) is generally estimated with (3).

$$Y = +\Delta T + P + t + \Delta + + + \Delta TP + \Delta Tt + tP \tag{3}$$

Here,  $\beta_i$ , from  $i$ : 0-9, corresponds to the coefficients estimated by each response variable analyzed based on the behavior of the temperature, immersion time, and pressure of the system during the process. The statistical optimization takes into account the effects and changes

observed in each treatment on the response variables which emerged during the immersion frying process.

### *Sensory analysis*

For the sensory analysis, a 95 % confidence level analysis of variance was conducted employing Tukey’s test. The Statgraphics Centurion XVI software was used to carry out the statistical treatments proposed for the analysis.

## **RESULTS**

### *Raw material*

Soluble solids concentration ( $17.13 \pm 1.00$  °Brix), moisture content ( $80.99 \pm 0.59$  %), and color coordinates  $L^*$  ( $24.23 \pm 0.98$ ),  $a^*$  ( $25.12 \pm 1.12$ ), and  $b^*$  ( $10.26 \pm 0.34$ ) were determined. Measurements were performed in triplicate on different apples, randomly taken from the batch designated for experimentation.

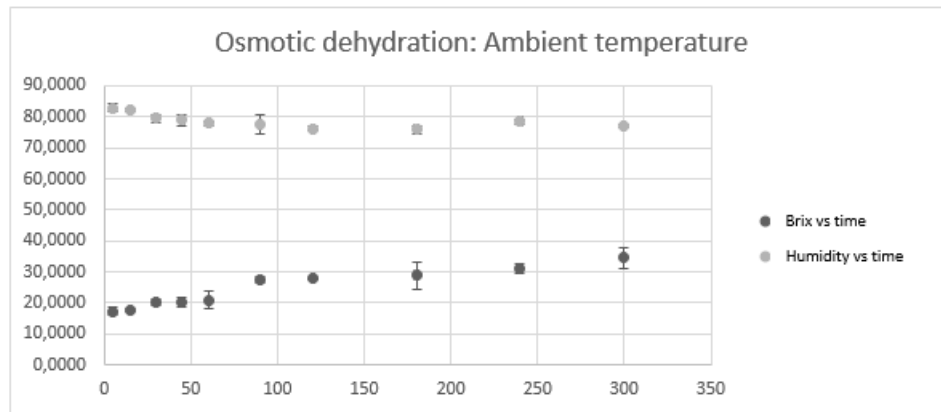
### *Osmotic dehydration*

According to the results obtained, the osmotic dehydration process generated significant changes in the moisture and soluble solids content in the apple slices. Results revealed an increase of soluble solids in the matrix at 240 min of this process. Parallel to this, the moisture content decreased when the dehydration process reached the 240 min mark, at which point the maximum content of soluble solids within the matrix was achieved according to dehydration kinetics (See Figure 2 and Figure 3). In the analysis of variance conducted at both operating temperatures, p-values below 0.05 were obtained, thus inferring that the temperature and the immersion time are significant in the process. Additionally, a multi- range test was administered which determined that there are significant differences between the temperatures and the time at which osmotic dehydration influences the composition of the samples, namely that a minimum time of 240 minutes at a temperature of 40°C is necessary to reach the maximum concentration of soluble solids in the dehydrated slices.

Similar results were reported by Estrada *et al.* (2018) who concluded from their study on processes of osmotic dehydration of mango and guava pieces that a sucrose solution at a concentration of 40 % w/w and a temperature of 80°C is the best dehydration treatment for this type of food matrix. On the other hand, Osorio Gutiérrez *et al.* (2020) conducted dehydration processes using three different formulations of solutions (a solution with refined sugar, a sucrose solution-Jamaica extract, and an emulsion of Hi-Cap chili oleoresin starch and sucrose)

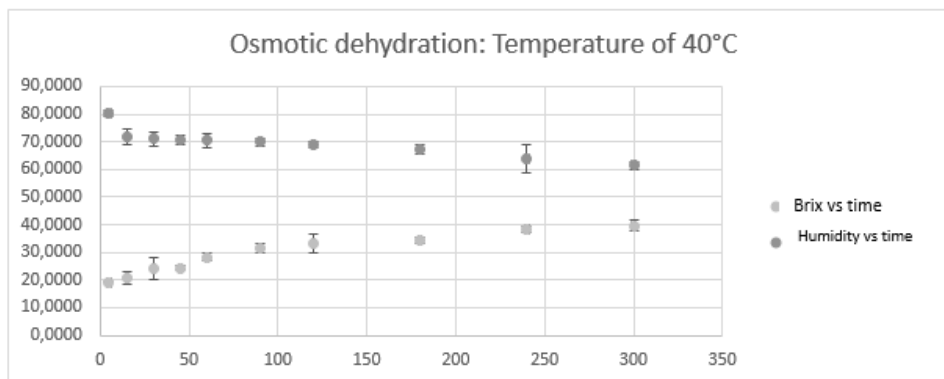


in apple slices obtaining an increase in the mass transfer mechanisms at a temperature of 40°C for the three formulations, further defining the constant immersion time of 120 min.



**Figure 1.** Osmotic dehydration kinetics of apple slices at room temperature

Source: Own elaboration



**Figure 2.** Osmotic dehydration kinetics of apple slices at 40°C

Source: Own elaboration

### *Immersion frying*

The immersion frying process of osmotically dehydrated apple slices was performed considering the system pressure, immersion time, and driving force. The following response variables were analyzed: color change, moisture content, and fat content. Physically, the apple slices underwent a change that contributed to the sensory evaluation (taste, texture, and aroma) of palatability of the product; in addition to the shelf life of the product under standard conditions, that is, without requiring refrigeration or other conditions that preserve the conditions of the fresh fruit over time for the consumer.

**Table 2.** Matrix of statistical treatments in the immersion frying process

Treatments	Factors			Color analysis			Response Variables		
	P	t	$\Delta T$	L*	a*	b*	$\Delta$ Color	Humidity	Oil
UNITS	kPa	Sec	°C	N/A	N/A	N/A	N/A	%	%
1	44.5	360.0	63.0	39.0	15.1	23.1	22.1±1.19	4.6 ± 1.3	36.6 ± 2.3
2	44.5	360.0	63.0	41.2	14.4	22.5	23.6±1.18	4.7 ± 0.6	32.1 ± 1.9
3	44.5	360.0	63.0	41.9	9.8	20.9	25.9 ± 1.00	5.1 ± 1.3	42.2 ± 4.1
4	44.5	360.0	63.0	37.3	14.5	20.6	19.9± 0.86	7.1 ± 1.9	47.1 ± 1.9
5	44.5	360.0	63.0	37.1	14.4	20.5	19.8± 0.87	5.4 ± 1.3	39.6 ± 2.6
6	44.5	360.0	63.0	41.9	14.2	24.4	25.3± 1.17	3.8 ± 1.6	43.6 ± 3.2
7	24.0	180.0	33.0	52.6	5.1	32.7	41.4± 1.10	24.6 ± 5.0	16.2 ± 3.6
8	65.0	180.0	33.0	51.8	4.0	25.7	38.2± 0.87	20.7 ± 2.3	22.0 ± 3.5
9	24.0	540.0	33.0	56.3	3.7	32.8	44.8± 1.15	8.8 ± 0.7	17.7 ± 1.9
10	65.0	540.0	33.0	48.3	9.9	27,	33.4 ± 1.16	8.6 ± 3.3	31.1 ± 3.4
11	24.0	180.0	93.0	35.4	13.6	14.4	17± 1.04	46.4 ± 0.1	32.5 ± 3.6
12	65.0	180.0	93.0	26.0	4.4	3.2	22± 2.87	3.3 ± 0.8	33.6 ± 1.1
13	24.0	540.0	93.0	27.1	5.5	3.8	21± 2.71	5.1 ± 0.9	31.3 ± 1.8
14	65.0	540.0	93.0	25.8	1.9	1.4	25± 2.96	2.6 ± 1.6	35.9 ± 4.6
15	10.0	360.0	63.0	63.8	4.1	31.2	49.5± 1.36	3.3 ± 1.6	16.3 ± 0.8
16	79.0	360.0	63.0	35.0	12.2	13.6	17.4± 0.89	10.1 ± 3.0	18.6 ± 0.4
17	44.5	57.3	63.0	51.6	3.8	24.9	37.8± 0.83	22.3 ± 2.5	20.2 ± 1.4
18	44.5	662.7	63.0	32.4	13.8	12.7	14.4 ± 1.08	5.4 ± 1.2	18.4 ± 2.7
19	44.5	360.0	12.5	48.6	4.6	29.7	37.4± 0.96	19.4 ± 0.9	21.4 ± 3.4
20	44.5	360.0	113.5	25.2	0.6	0.1	26.7± 2.95	2.7 ± 1.3	64.1 ± 2.7

**Source:** Own elaboration

The mean values with their standard deviation and the ANOVA of the quality parameters of the fried apple slices as a function of the factors  $\Delta T$  (°C), P (kPa absolute), and  $t$  (s) are shown in Table 2 and Table 3 respectively. Likewise, Figures 4, 5, and ?? present the behaviors in three dimensions of the response volumes of each quality parameter depending on independent variables or factors.

The behavior of the color change ( $\Delta E$ ) presented significant differences with respect to the driving force  $\Delta T$  (main effect) and independent term (constant) (see Table 3), fluctuating in average values between 17 and 49.5 (See Table 2). As Mendoza Hurtado and Mendoza Borges (2015) noted, there are certain ranges of appreciation of color changes: negligible ( $0,0 < \Delta E < 0,5$ ), slightly perceptible ( $0,5 < \Delta E < 1,5$ ), remarkable ( $1,5 < \Delta E < 3,0$ ), appreciable ( $3,0 <$

**Table 3.** ANOVA for osmo-dehydrated apple slices subjected to immersion frying

Item	Parameter	$\Delta E$	Moisture Percentage	Fat Percentage
<b>Independent Term</b>	<i>Constant</i>	22.6*	5.0*	40.1*
<b>Main effect</b>	<i>A: Pressure</i>	-8.7	-5.6	4.2
	<i>B: Immersion time</i>	-5.0	-14.5*	1.3
	<i>C: Driving force</i>	-13.4*	-4.9	17.3*
<b>Quadratic effect</b>	AA	7.3	2.9	-15.3*
	BB	2.1	7.9	-14.0*
	CC	6.4	5.9	2.6
<b>Interaction Effect</b>	AB	-2.3	11.0	2.8
	AC	6.0	-10.4	-3.3
	BC	2.1	-3.5	-2.4
<b>Linear fit</b>	<b>r (%)</b>	<b>82.8</b>	<b>86.7</b>	<b>94.0</b>

\* Statistically significant parameter ( $p < 0.05$ )

**Source:** Own elaboration

$\Delta E < 6,0$ ), and very appreciable ( $\Delta E$  more than 6.0). Following this categorization, all samples of the 20 experimental treatments have very appreciable color changes. In Figure 3, it is evident that in the range of  $\Delta T$  greater than 40°C,  $P$  greater than 40 kPa, and  $t$  below 800 s treatments with smaller color changes are presented.

According to the study by Pillajo *et al.* (2019), which involved vacuum immersion frying of mashua chips, the color behavior of the chips is mainly determined by the temperature of the frying medium. On the other hand, Acosta Castaño *et al.* (2020) point out that temperature is the determining variable in vacuum immersion frying of mango chips because the color change is mainly disturbed on the  $b^*$  parameter. Consequently, the frying process at sub- atmospheric pressures with lower oil temperatures generates an alternative in the improvement of the organoleptic qualities related to the visual component of the product.

Regarding the moisture content, the parameters with significant differences as represented in Table 3 were the independent term (constant) and the immersion time (main effect); this parameter fluctuated between 2.6 % and 46.4 % (See Table 2). Likewise, according to Arrazola *et al.* (2021) the moisture contents of fried products, such as potato and yam, are 1.5 % to 3 % moisture, which aligns with some of the results presented in Table 2.

Figure 4 illustrates low humidity in the apple snacks when subjected to pressure values above 20 kPa, driving force below 40°C, and immersion times below 600 s. It should be noted that some of the values of the response surface fall outside the range of average fluctuations; this may be due to the processing conditions in addition to the structural and chemical charac-

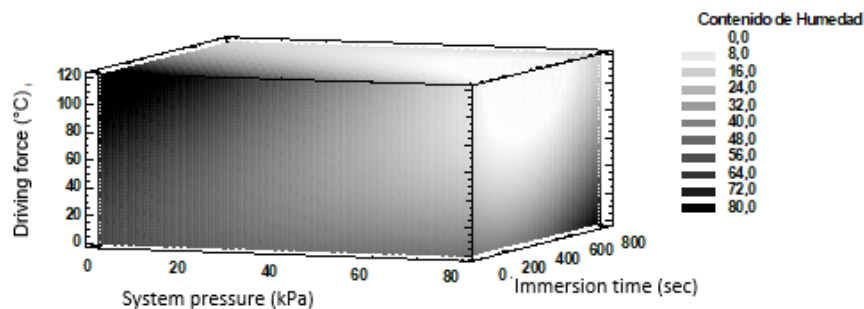


Figure 3. Color change response surface 3d mesh chart in apple snack

Source: Own elaboration

teristics of the apples. However, [Trejo Escobar et al. \(2019\)](#) posit that the effect of the pressure and the immersion time of the potatoes in the fryer significantly affect the moisture content, concluding that the best operating conditions are sub-atmospheric pressures and low oil temperatures.

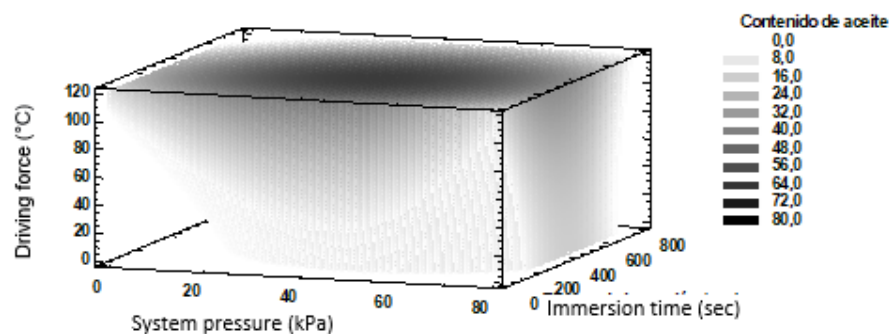
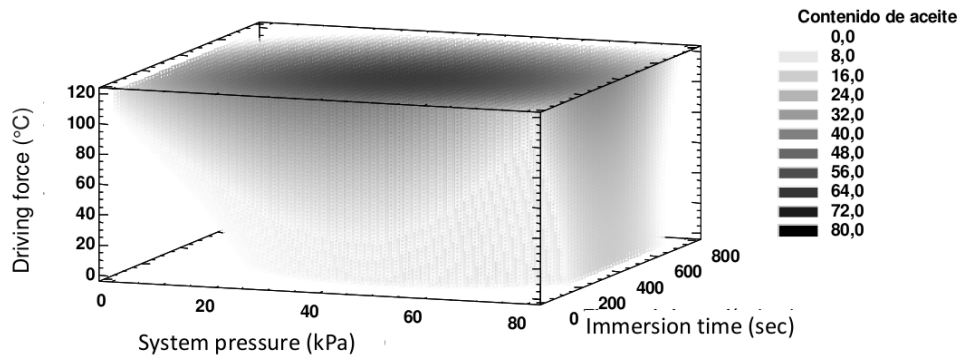


Figure 4. 3D mesh graph of moisture content response surface in apple snack

Source: Own elaboration

Regarding fat content, the most influential variables were the independent term (constant),  $\Delta T$  (main effect and square effect),  $P$  (square effect) and  $t$  (square effect) (see Table 3). Additionally, the average values of fat content ranged between 16.2% and 64.1% (see Table 2). In Figure 5, the areas representing lower fat contents in the apple snacks correspond to system pressure values (20-60) kPa, driving forces above 80°C, and immersion time (100-600) s. The above behavior may be due to the osmotic dehydration pretreatment effect on the apple slices. Some authors have reported results in the same trend: [Gallon Bedoya \(2017\)](#) in frying by

vacuum immersion in potato, [Acosta Castaño et al. \(2020\)](#) in frying by vacuum immersion of mango, and [Arteada Medina et al. \(2019\)](#) in frying processes by vacuum immersion of lulo, where the matrices when subjected to a frying process at sub-atmospheric pressures generate products of low fat content and of more favorable organoleptic characteristics, typical of snacks such as the texture and/or crunchiness of the product.



**Figure 5.** Oil content response surface 3d mesh graph in apple snack

**Source:** Own elaboration

Immersion frying with the use of low pressure differentials acts as a method of transformation and conservation of fried slices. However, the technique enhances its effect in matrices with low humidity ([Dehghannya & Ngadi, 2021](#)), which is the reason why osmotic dehydration stands out as a suitable technique for reducing water on apple slices. Furthermore, the technique allows for the formation of a film around the matrix, a phenomenon that prevents molecular disintegration and losses in frying operation yields, as reported by [Arshied et al., \(2021\)](#) in the osmotic dehydration of apple cubes.

Finally, Table 4 summarizes the optimal values of the process conditions in obtaining apple snacks by vacuum immersion frying, where the moisture content, color change, and fat content are minimized with an impact of 3.0 each.

**Table 4.** Optimal values of process variables in the immersion frying of osmo-dehydrated apple slices

Factor	Optimum value
Driving force ( $\Delta T$ )	72.45
System Pressure (kPa)	36.06
Immersion time (sec)	662.72

## CONCLUSIONS

Osmotic dehydration as a pretreatment prior to immersion frying is a technique of interest for enhancing the organoleptic characteristics and the evaluable physicochemical characteristics or quality parameters of the final product, as well as for the preservation of the frying medium.

Taking into account the optimal values for frying determined from this course of study,  $\Delta T$  (72°C), pressure (36 kPa) and time (663s), vacuum frying can be considered to be an agro-industrial transformation process suitable for dehydration in the production of fruit snacks since, by modifying the pressure of the operating system, the use of high temperatures in the oil is reduced. Monitoring system pressure and osmotic dehydration during the vacuum frying process of fried apple slices proves to be beneficial in terms of the enhanced sensorial value of the product as well as its increased shelf life.

## FUNDING

The research was funded by the University of Caldas within the framework of the internal call launched by the Vice-Rector for Research and Postgraduate Studies entitled: Research in your classroom.

## REFERENCES

- Acosta Castaño, M., Chavez Salazar, A., & Castellanos Galeano, F. J. (2020). Efecto de la fritura por inmersión al vacío en rodajas de mango "Tommy Atkins" deshidratadas osmoticamente. *Biotecnología en el sector agropecuario y agroindustrial*, 18(1), 14-24.
- AGRONET. (2021). Estadísticas agropecuarias, indicadores productivos e índices de exportaciones e importaciones: Manzana en Colombia. Retrieved 1 de septiembre, 2021, from <https://www.agronet.gov.co/Paginas/inicio.aspx>
- AOAC. (2021). Página oficial: AOAC - International. Retrieved 1 de Julio, 2021, from <https://www.aoac.org/>
- Arrazola, G., Alvis, A., & Romero, P. (2021). Determination of the diffusion coefficient through oil absorption and moisture loss, such as the porosity of pieces of yam (*Discorea rotundata*) during deep fat frying. *Heliyon*, 7(9), 1-9.

- Arshied, M., Ali Khan, M., Abdul Mujeebu, M., & Ahmad Shiekh, R. (2021). Comparative study of microwave assisted and conventional osmotic dehydration of apple cubes at a constant temperatura. *Jorunal of Agriculture and Food Research*, 5(100-176).
- Arteada Medina, C. A., Guadir Tarapues, L. M., Pejendino Piandoy, L. F., Cardenas Yela, Y., & Marin Gordillo, N. L. (2019). Propuesta metodológica para la elaboración de chips de lulo. In H. E. Cepeda Fonseca (Ed.). Palmira, Colombia: Universidad Nacional Abierta y a Distancia - UNAD.
- Calderón Marcillo, T. B. (2019). Estudio del efecto de la deshidratación osmótica sobre la absorción de grasa en hojuelas firtas de zanahoria blanca arracacia xanthorrhiza bancroft. (Ingeniería Agroindustrial), Universidad Técnica del Norte, Imbabura - Ecuador.
- Cámara de Comercio de Cali. (2018). Enfoque competitivo, ¡Papita pal' loro!. In Jaramillomora (Ed.), (Vol. 104). Cali - Colombia: Jaramillomora.
- Corona Leo, L., Hernández Martínez, D. M., & Meza Márquez, O. G. (2020). Análisis de parámetros fisicoquímicos, compuestos fenólicos y capacidad antioxidante en piel, pulpa y fruto entero de cinco cultivares de manzana (*Malus domestica*) cosechadas en México. *Biotecnia*, 22(1), 166-174.
- Chacón Orduz, G., Muñoz Rincón, A., & Quiñonez Mosquea, G. A. (2017). Descripción del mercado de los snacks saludables en Villavicencio, Meta. *Revista Libre Empresa*, 14(2), 33-45.
- Chavez Salazar, A., Castellanos Galeano, F. J., & Martinez Hernandez, L. J. (2017). Effect of process variables in te production of fried green platain in vacuum. *Vitae*, 24(1), 38-46.
- Chong, M., Mazzitelli, G., & Quintero, R. (2019). Efecto de los métodos de cocción por fritura en las propiedades fisicoquímicas y sensoriales de chips de taro (*Colocasia esculenta*). *Revista de investigación y desarrollo Tecnológico*, 15(1), 30-37.
- Dehghannya, J., & Ngadi, M. (2021). Recent advances in microstructure characterization of fried foods: Different frying techniques and process modeling. *Trends in food science & Technology*, 116, 786-801.
- Estrada, H. H., Restrepo, C. E., Saumett, H. G., & Pérez, L. (2018). Deshidratación osmótica y secado por aire caliente en mango guayaba y limón para obtención de ingredientes funcionales. *Información tecnológica*, 29(3), 197-204.
- FAO. (2021). Datos sobre alimentación y agricultura: Indices de producción de Manzana. Retrieved 1 de septiembre, 2021, from <http://www.fao.org/faostat/es/#home>

- Feng, C., Zhang, M., Bhandari, B., & Ye, Y. (2020). Use of potato processing by-product: Effects on the 3D printing characteristics of the yam and the texture of air-fried yam snacks LWT, 125(1-9).
- Flores Gárate, M. A., Cerezo Chacón, F., Raya Castro, F., Parra Martínez, G., Cuella Mina, M. E., Miranda Carballo, M. Z., . . . Peñaranda Iporre, E. (2015). Producción de Manzana. Sucre, Bolivia: IMAG.
- Fuentes Meléndez, R. A., & Rondón López, C. C. (2019). Productos deshidratados a base de frutas exóticas colombianas, una oferta exportable con potencial dentro del marco del Tratado de Libre Comercio con Estados Unidos. (Profesional en Finanzas y Comercio Internacional), Universidad de la Salle, Bogotá - Colombia.
- Gallon Bedoya, M. (2017). Fritura al vacío de nueva variedad de papa diploide: snack con potenciales propiedades antioxidantes. (Maestría en ciencia y tecnología de alimentos), Universidad Nacional de Colombia, Medellín, Colombia.
- Haddara, A., Naim, E., Dankar, I., Sepulcre, F., Pujolà, M., & Chkeir, M. (2021). The effect of borage, ginger and fennel extracts on acrylamide formation in French fries in deep and electric air frying. Food Chemistry, 350.
- Hernández Ruíz, Y. N. (2017). Deshidratación de manzana tipo Granny Smith en ventana refractiva con pretratamiento de deshidratación osmótica y campo eléctrico moderado. (Ingeniero Civil Químico), Universidad Técnica Federico Santa María, Valparaíso - Chile.
- Lillote, T. D., Joester, M., Frindt, B., Berghaus, A., Lammens, R. F., & Wagner, K. G. (2021). UV-VIS spectra as potential process analytical technology (PAT) for measuring the density of compressed materials: Evaluation of the CIELAB color space. International Journal of Pharmaceutics, 603.
- Mendoza Hurtado, Z. M. d. S., & Mendoza Borges, P. H. (2015). Análisis colorimétrico del extracto acuoso de hojas de Teca. Rev. Árvore, 39(5), 953-961.
- Mignard, P., Reig Córdoba, G., Font i Forcada, C., & Moreno Sánchez, M. Á. (2020). Antioxidantes y calidad del fruto de variedades de manzana del Banco de Germoplasma de la Estación Experimental de Aula Dei-CSIC. In A. P. d. Horticultura (Ed.).
- Obregón, P. A., & Obregón, A. F. (2019). Obtención de un alimento liofilizado a base de maracuyá (*Passiflora edulis*) y camu camu (*Myrciaria dubia*) Journal of agro-industry sciences, 1(1), 17-24.



- Ochoa Moreno, J. E., & Ortigoza Micolta, A. M. (2018). Factores que influyen en la decisión de compra de snacks saludables en Santiago de Cali. (Profesional en Mercadeo y Negocios Internacionales), Universidad Autónoma de Occidente, Santiago de Cali - Colombia.
- Osorio Gutiérrez, F. X., Peñaloza Ortiz, A., Maldonado Astudillo, Y. I., Jiménez Hernández, J., & Salazar, R. (2020). Evaluation of osmotic dehydration as a tool for enrichment with bioactive compounds in apple. *Revista mexicana de ciencias agrícolas*, 10(5), 1151-1156.
- Pillajo, J., Bravo Vásquez, J., & Vernaza, M. G. (2019). Efecto de la cocción y la concentración de sal como pretratamiento de chips de mashua (*Tropaeolum tuberosum*) obtenidos por fritura al vacío. *Información tecnológica*, 30(4), 13-22.
- Pires, T., Dias, M. I., Barros, L., Alves, M. J., Oliveira, M. B., Santos Buelga, C., & Ferreira, I. (2018). Antioxidant and antimicrobial properties of dried Portuguese apple variety (*Malus domestica* Borkh. cv Bravo de Esmolfe). *Food Chemistry*, 240(1), 701-706.
- Restrepo B., L. F., Urango M., L. A., & Deossa R., G. C. (2014). Conocimiento y factores asociados al consumo de frutas por estudiantes universitarios de la ciudad de Medellín, Colombia. *Revista chilena de nutrición*, 41(3), 236-242.
- Soto, M., Pérez, A. M., Servent, A., Vaillant, F., & Achir, N. (2021). Monitoring and modelling of physicochemical properties of papaya chips during vacuum frying to control their sensory attributes and nutritional value. *Journal of Food Engineering*, 299.
- Torres, J., Alvis, A., Gallo, L., Acevedo, D., Montero, P., & Castellanos, F. (2018). Optimización del proceso de fritura por inmersión de la arepa con huevo utilizando metodología de superficie de respuesta. *Revista chilena de nutrición*, 45(1), 50-59.
- Trejo Escobar, D. M., Cortés, M., & Mejía España, D. F. (2019). Efecto de la fritura al vacío sobre el contenido de los Glicoalcaloides a-Solanina y a-Chaconina en Papa cv Botella Roja. *Información tecnológica*, 30(4), 23-30.
- Vigil Cannon, A. (2018). Fenología de seis variedades de manzano (*Malus domestica*) en el primer año de instalación en la ecorregión Puna, Castillas - Arequipa 2017. (Ingeniería Agronómica Tesis de pregrado), Universidad Nacional de San Agustín de Arequipa, Arequipa, Perú.
- Yaranga Oncihuay, R. I. (2019). Efecto de la temperatura de escaldado y friturado en el contenido de acrilamida de papa nativa, oca y mashua amarilla. (Ingeniería en industrias alimentarias), Universidad Nacional del Centro del Perú Huancayo - Perú.
- Yuksel, F., Ilyasoglu, H., & Baltaci, C. (2020). Development of a healthy corn-based snack with sage (*Salvia officinalis* L.) seed. *Bioactive Carbohydrates and dietary fibre*, 21, 100-259.

